

# JZ AUTO TRACKED EXCAVATOR



A Product of Hard Work





## **The first zero tailswings with a full size cab**

You need all the class-leading benefits of the JCB JS New Generation range, but you need to put them to work in the most confined spaces: you need the zero tailswing of the JZ range. Combined with a best-in-class full-swing radius, the JZ140, 235 and 255 ZTS machines are the versatile choice for housing developments, rural road construction, bridge work... they can even work in a single lane of traffic making them ideal for highway construction and maintenance.



## THE BEST EXCAVATOR WE HAVE EVER BUILT

And zero tailswing brings you the added benefits of greater visibility over the rear for enhanced safety, and less chance of damage to buildings, equipment, scaffolding and of course the machines.

But just because these are the perfect performers in confined spaces, doesn't mean space is confined on the inside. In fact, compared with competitor machines which often compromise

cab size to achieve zero tailswing, JZ models have the biggest cab on the market – the same as you will find on the JCB JS range – and they are packed full of operator comforts and essentials to make life easier.

Quite simply, our 14 to 25-tonne JZ range offers the zero tailswing capability from JCB you've been waiting for.

# Precise, controllable power

The shortest tailswing and a best-in-class full-swing radius are perfect for working in confined areas

Isuzu Tier 3 engines are more powerful, reliable and durable than ever

Superb stability provides a higher lift capacity than you might expect

High drawbar pull allows you to travel in the poorest ground conditions

One-or two-way flow can be automatically selected so it's easier to switch attachments



For controllable power in confined spaces, the JZ range is the perfect choice. These zero tailswing models also boast greatly reduced full-swing radius, making them perfect for working in confined or narrow spaces.

With the introduction of new legislation, the ongoing roll out of the new Tier 3 Isuzu engines continues across the full JZ range, bringing with it a whole host of benefits: increased power and torque, reduced fuel consumption, increased productivity, and reduced noise and vibration, to name but a few. Plus you'll find these new engines also offer an electronic governor, charge air cooling and common rail high pressure injection for increased efficiency.

Combine this with high drawbar pull and you get a machine that can travel over even the poorest ground. We have also improved hydraulic flow which not only improves attachment performance, it also gives you increased production cycle times.

But these machines aren't just about precision engineering; we're also talking brute force. The undercarriage is built for the toughest conditions and a higher torque makes for effortless manoeuvring and climbing in tough terrain. You can also specify a stabilising blade which can be used to level the ground or the machine, and superior stability gives you a much higher lift capacity than you might expect from a machine in this class.

Another feature that increases lift capacity whilst giving you a bigger working envelope, is a two-piece TAB boom, available on the JZ140, 235, 255 as an alternative to a mono boom.

So you've got power, manoeuvrability, strength and capacity. How do you control it all? With the improved Advanced Management System (AMS) in charge of all the major functions and automatically giving you precision and power when you need it, it couldn't be simpler.

When you're up against it ... the JZ range really does prove its worth.





# Comfort and visibility

Zero tailswing and a rounded form significantly improve visibility

Ergonomic design puts all controls within easy reach for effortless operation

AMS monitor, more supportive seat and joysticks are easily adjusted to suit any operator

Enhanced climate control system puts total comfort at your fingertips

Both front screens slide easily overhead to avoid damage



The JZ cab is bigger than on any other competitor machine, with a great view inside and out. This means there is more room for the operator and more room for added comforts and design features. For instance, all the controls are now easily within reach and the deluxe suspension seat – now with a higher, more supportive back on Tier 3 machines – and AMS monitor are fully adjustable, so everyone can find the most comfortable operating position.

We are confident that you will appreciate the safety step, sleek new interior design and the easy-close door. There is a radio mute switch, a great idea for when your mobile rings, less in-cab noise and a cab courtesy light that eliminates the risk of running the battery down by accidentally leaving the cab light on.

Then there's the phone holder and charger, the improved climate control, plenty of air-cooled storage space and much more. We have even added a refuelling auto switch which prevents over-filling and means that you don't have to wait: just walk away and let the machine fill itself.

The comfort of JZ machines goes a long way to reducing the stress and fatigue that come with the territory. But, thanks to a zero tailswing design and rounded form that significantly increase all-round visibility, these amazing machines also make doing the job easier and safer. Plus, like all JCB excavators, JZ models let you securely store the lower front screen inside the upper one, and effortlessly slide the whole lot overhead.

So whichever way you look at it, or out of it, it's a great view.





# AMS. Simple but intelligent

Zero tailswing and a counterweight rubbing strip reduce risk of damage to superstructure

1000-hour greasing interval on boom-base and boom-to-dipper pins reduces service costs

Cushion control ensures smooth operation, reducing wear and tear

Isuzu Tier 3 engine and AMS move more material for less fuel

Single oil filter cuts down on service time and cost



All the machines in the JZ range are fitted with an enhanced Advanced Management System (AMS). This clever but simple feature controls all the machine's major functions for maximum productivity and fuel efficiency. It's all you need for a much easier life. The new AMS has four operating modes:

- AUTO automatically adjusts the power, when you need it
- ECONOMY designed for maximum fuel efficiency in normal digging conditions
- PRECISION gives you more control and accuracy for fine work and grading
- LIFTING maximum power with controllability

The AMS also alerts you the instant there's a problem and records all the machine's key operating data: the time spent in each mode, attachment hours used, tracking time and much more. What you get is a picture of the machine's use that can be used to diagnose problems. Plus, the machine history is invaluable when it comes to resale.





# Build quality, service access and profit

Modern design reduces risk of damage to superstructure

1000-hour greasing intervals on boom-base and boom-to-dipper pins reduces service time and costs

Cushion control ensures smooth operation, reducing wear and tear

Isuzu and AMS maximise productivity while keeping fuel consumption to a minimum

Enhanced access throughout makes field maintenance much easier and quicker for minimum downtime



JZ machines are designed to actively protect against machine damage. First, zero tailswing means there is less risk of banging into buildings, equipment or scaffolding. Then there are curved side skirts and a big clearance over the tracks to reduce damage to the superstructure, and guards shielding the undercarriage hydraulics from debris. Plus, cushion control on boom and dipper services reduces wear and tear on machine parts and makes things more comfortable for the operator.


But these machines also reduce servicing time and costs: the first engine-oil and filter service is at 500 hours, we have moved greasing intervals on boom-base and boom-to-dipper pins from 50 to 1000 hours, and there is a Plexus oil filtration system. You don't need a laptop to service JZ models, but you can download the operating history from the AMS when you need it to make servicing easier.

When it comes to service access, that's a whole lot better too. In fact, it's so good it's been awarded one of the best ratings by the industry-recognised standard. There's a step-down service area so you don't have to work below foot level and all of the service access doors are designed to give maximum access, something you'll find refreshing on a ZTS design.

The service points are grouped together in one area, as are the remote test points, and all of your daily service checks can be carried out from ground level. This machine really has been designed with close attention to detail, so you'll also find an integral grease gun holder, a combined swing motor filler and dipstick.

Reliable, economical and durable. At the end of the day, JZ machines make you more profit on each job and give you a higher resale value.







## Boom, dipper and bucket

Strong conventional boom for performance and durability

Hoses routed for protection and increased visibility

Boom reaches further back increasing load over height

Dig ends can clean up to the dozer blade

Wide range of bucket options available

## Undercarriage

Undercarriage is an 'X' frame design for strength and self cleaning purposes

Dozer blade options

Narrow and long carriage options optimise performance

Three speed track motors provide excellent tracking speed and tractive effort

Single lubrication point for easy servicing

## Tracks

Steel tracks available

Top and bottom roller guides ensure good track retention and smooth ride

Fully protected hydrostatic track motors

## Cab and Controls

Best-in-class all-round visibility and operator environment

Convenient front window opening

Factory fit climate control option

Reduced sound and vibration for the operator

## Service access

Best-in-class service access

Large bonnet gives access to engine

Strong, fabricated slew frame

Side doors give access to valve-block and cooling block

Easy access to major service tasks

## Engine and hydraulics

Efficient load-sensing hydraulics and auto gives optimum fuel efficiency

Most powerful engine in class

Large diesel tank for uninterrupted day's work

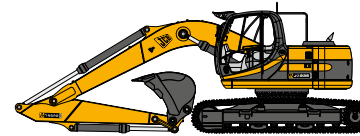
Service intervals increased to 500 hours

Worldwide cooling achieved by large side by side aluminium radiators

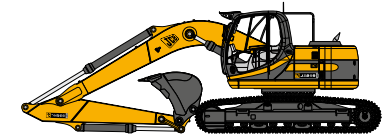
JZ140



JZ235



JZ255



		JZ140	JZ235	JZ255
Operating weight	tonnes	14 – 15.9	23.2 – 23.7	24.4 – 24.8
Net engine power	kW (hp)	73 (98)	128 (171.7)	128 (171.7)
Dipper options	m	2.1 / 2.5 / 3	1.91 / 2.4 / 3	1.91 / 2.4 / 3
Undercarriage options		LC	LC	NC / LC
Machine variants		MONO/TAB / DOZER / HD	MONO/TAB	MONO/TAB
Max. dipper tearout	kgf	7515	13450	13450
Max. Bucket tearout	kgf	9375	14550	14550
Pump flow	ltr/min	2 x 124	2 x 208	2 x 208



## A few words about JCB

A groundbreaking, class-leading family business with a commitment to supporting our customers and protecting the environment



**A family company on a global scale.** JCB is no ordinary company. From the dreams of one man, Joseph Cyril Bamford, we have grown into the world's largest privately owned construction company by volume. Since 1945, the same attention to detail, passion for progress and family spirit has taken us from strength to strength.

Nowadays JCB operates across all five continents, manufacturing at 17 factories in the UK, Brazil, Germany, China, North America and India. With 1,500 dealerships and depots selling and supporting our products in over 150 countries, we are one of the top three manufacturers of construction equipment with some of the finest engineering facilities in the world.

**A history of world-class innovation.** Our business has always been driven by innovation, using only the most advanced technology, components and processes, meticulous design and rigorous testing. In heavy products this has meant one of our largest investments to date, £40 million, into a new factory dedicated to producing large excavators. Here, with a team of industry experts and machine specialists, we're designing and developing the heavy machinery of the future.



**Sustainability in all we do.** As a manufacturer of working machinery, operating in both established and emerging markets, we accept the challenge of helping to deliver economic and environmental sustainability. Product innovations that provide the right solutions to our customers have been a vital part of our history and will be key to our sustainable future. But in addition to developing cleaner and more efficient machines, we have a commitment to ensuring our manufacturing facilities meet the highest environmental standards.

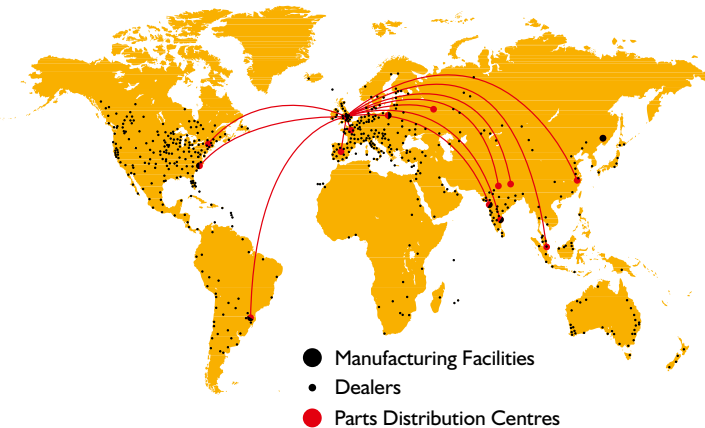
**A commitment to our customers that goes on and on.** That's a fact we remind ourselves of constantly, and it's the reason our customers are at the heart of everything we do. Whatever a customer needs, we make it our mission to provide world-class support and 100% satisfaction.

At the heart of this is a dedication to minimising machine downtime. So our state-of-the-art World Parts Centre dispatches more than a million genuine parts and attachments every week, with an 'Anywhere in 24 hours' strategy. Our JCB-trained technicians provide excellent, expert customer care, whether it's routine servicing or something more urgent. And we are constantly looking at new, innovative ways to help you get the most out of your machine.



## The best back-up in the business

Whether we're providing you with support, parts or finance, we aim for 100% satisfaction. It's all part of our promise to put you, the customer, first



**Wherever you are, we are.** Our mission to provide world-class support and deliver 100% satisfaction reaches into more than 1,500 dealer depots, spanning 150 countries across five continents. The aim? To bring you global expertise at a local level. We truly believe no other manufacturer does more to understand the subtle differences between one region of the world and another. It's a degree of attention that we maintain at every level of the company and an assurance to our customers that wherever they are in the world, JCB will fulfil their needs.

**Trust the genuine article.** At the heart of the support network is our impressive World Parts Centre, a state-of-the-art facility operating 24/7 to dispatch more than a million genuine parts and attachments every week to our dealers and international distribution centres. Because we understand the need to minimise downtime, we utilise the latest logistics and warehouse management systems and have committed to an 'Anywhere in 24 hours' strategy.

**Keeping you up and running.** Just as important as genuine JCB parts are the people who fit and maintain them. Our JCB-trained technicians in all of those 1,500-plus dealer depots provide excellent, expert customer care, whether it's routine servicing or something more urgent. If there is an emergency breakdown situation, we need to act fast. This is why all our dealers operate their own fleets of support vehicles, enabling parts to be delivered quickly and fitted expertly, and fulfilling our promise to keep our customers working.

**Advanced technology.** At JCB, we are constantly looking at new, innovative ways to help you get the most out of your machine. Our latest development is JCB LiveLink, an advanced telematics system using satellite and cellular technology that enables you to better protect your machine and accurately monitor and improve its performance. Using JCB LiveLink

can benefit your business in many ways, from increasing the security of your machines to improving fleet utilisation. It can also enable your JCB dealer to view your machine and guarantee timely servicing of your fleet, improving uptime.




**Maximising earning potential.** We grow as our customers grow. That's why, at JCB, we are committed to offering expert financial advice and support to help customers maximise their earning potential.

Finance options\* are available for new and used machinery, all part of our dedication to helping customers preserve their working capital while spreading costs in the most effective and tax-efficient way.

And as well as financial help, we are also happy to offer JCB Insurance.\* We specialise in construction and industrial insurance and in offering Insurance Premium Finance facilities.

*\* Please check individual countries for available services.*





JCB Sales Limited, Rocester, Staffordshire, United Kingdom ST14 5JP. Tel: +44 (0)1889 590312 Email: [salesinfo@jcb.com](mailto:salesinfo@jcb.com)

Download the very latest information on this product range at: [www.jcb.com](http://www.jcb.com)

©2009 JCB Sales. All rights reserved. No part of this publication may be reproduced, stored in a retrieval system, or transmitted in any form or by any other means, electronic, mechanical, photocopying or otherwise, without prior permission from JCB Sales. JCB reserves the right to change specifications without notice. Illustrations and specifications shown may include optional equipment and accessories. The JCB logo is a registered trademark of J C Bamford Excavators Ltd.