

# BACKHOE LOADER



## All the attachments you need

When you buy a JCB backhoe loader, you buy the very best there is, as more than 65 years of continuous product leadership testify.

Now, in this special brochure, we show you a whole range of thought-provoking equipment ideas, designed to help you achieve even higher productivity, and the most profitable return on your investment. Most of the attachments are equally suitable for earlier, as well as new, JCB machines. Your local JCB Distributor will be pleased to supply full details.

Use this quick-reference chart to find attachments of particular interest to you.



INDUSTRY	ATTACHMENT	General purpose shovels	6-in-1 shovel	Fork-mounted crane hook	Industrial forks	Road sweeper	Snow blade	Loader quickhitch	Rehandling bucket	Side-tip shovel	Concrete skip	High-tip shovel*	Waste skip*
Building		✓	✓	✓	✓	✓		✓	✓		✓	✓	✓
Highways		✓	✓	✓	✓	✓	✓	✓	✓	✓	✓	✓	✓
Local Authorities		✓	✓	✓	✓	✓	✓	✓	✓	✓	✓	✓	✓
Gas		✓	✓	✓	✓	✓		✓	✓	✓		✓	✓
Electricity & Telecom		✓	✓	✓	✓	✓		✓	✓	✓	✓	✓	✓
Water		✓	✓	✓	✓	✓		✓	✓	✓		✓	✓
Agriculture		✓	✓	✓	✓	✓		✓	✓	✓	✓	✓	✓
Land Drainage		✓	✓	✓	✓	✓		✓	✓	✓		✓	
Forestry		✓	✓	✓	✓	✓		✓	✓				
Railways		✓	✓	✓	✓	✓		✓	✓	✓		✓	✓
Page		6	6	7	7	7	7	7	7	7	7	-	-

\* Not all attachments are supplied and supported by JCB.

Dozer blade*	Log grab*	Winch	General purpose bucket	Ditching bucket	Trapezoidal bucket	Excavator quickhitch	Tipping link/ Lifting hook	Extending dipper	Ripper tooth	Hammer	Auger	Patch planer	Compactor plate	Kerbmaster	Jaw bucket	Back-fill spade*	Trencher*	Log splitter	Mower (Midi CX)	Spreader (Midi CX)	Hedge trimmer (Midi CX)	Handheld breaker	Handheld earthdrill	Handheld disc cutter	Handheld hydraulic drill	Handheld rotary impact drill	Submersible pump	Asphalt cutter**	Chainsaw*
✓			✓	✓		✓	✓	✓	✓	✓	✓		✓	✓		✓	✓					✓	✓	✓	✓	✓	✓	✓	
	✓	✓	✓	✓	✓	✓	✓	✓	✓	✓	✓	✓	✓	✓	✓	✓	✓		✓		✓	✓	✓	✓	✓	✓	✓	✓	
	✓	✓	✓	✓	✓	✓	✓	✓	✓	✓	✓	✓	✓	✓	✓	✓	✓	✓	✓	✓	✓	✓	✓	✓	✓	✓	✓	✓	✓
			✓	✓		✓	✓	✓	✓	✓	✓	✓	✓	✓		✓	✓					✓	✓	✓	✓	✓	✓	✓	
	✓	✓	✓	✓		✓	✓	✓	✓	✓	✓	✓	✓	✓	✓	✓	✓	✓				✓	✓	✓	✓	✓	✓	✓	✓
	✓		✓	✓	✓	✓	✓	✓	✓	✓	✓	✓	✓	✓	✓		✓					✓	✓	✓	✓	✓	✓	✓	
	✓	✓	✓		✓	✓	✓	✓	✓		✓		✓		✓	✓	✓	✓	✓	✓	✓	✓	✓	✓		✓		✓	
✓			✓	✓	✓	✓	✓	✓	✓		✓		✓			✓	✓						✓				✓		
✓	✓	✓	✓	✓	✓	✓	✓	✓	✓		✓				✓		✓	✓											✓
✓	✓	✓	✓	✓	✓	✓	✓	✓	✓	✓	✓		✓		✓	✓	✓					✓	✓	✓	✓	✓	✓		✓
-	-	-	8	8	8	8	8	8	8	9	9	9	9	9	-	-	-	-	9	9	9	10	11	11	11	11	11	-	-

## **Powerful loader performance**

Sloped engine bonnet increases visibility

Parallel lift maximises load retention

Smooth Ride System (SRS) enhances load retention and improves ride both on and off site

Integral forks increase forklift capacity

## **Highly durable chassis**

Robust one-piece structure

Easy filling at ground level thanks to saddle fuel and hydraulics tanks

160-litre fuel tank reduces refuelling frequency

Exceptional ground clearance helps protect the underside

Easy-to-adjust stabiliser wear pads give less downtime when adjustment is required

## **Powerful and efficient engine**

Ground-level access allows easy servicing and daily maintenance

Engine, transmission and axles designed and built by JCB

Optional 6-speed autoshift transmission

TorqueLock available on 4-speed powershift or 6-speed autoshift transmissions

Optional limited slip differential axles provide extra traction in challenging ground conditions

## **Superb cab environment**

Class-leading cab with deluxe automotive styling and switch layout

Ultra quiet environment and low effort controls minimise operator fatigue

Excellent all-round visibility

Optional air conditioning increases operator comfort and productivity

## **Unrivalled backhoe versatility**

Equal length boom and dipper reduce the time spent repositioning the machine

Rams and hoses concealed within the boom increase hose protection

Narrow boom and dipper give excellent visibility

Hydraulic Powerslide moves excavator position with no damage to the worksite

Extradig provides 1.2m of extra dipper length

Combined hammer and bi-directional circuit

## **Highly efficient TorqueLock**

Up to 25% fuel savings for more efficient running costs

10% decrease in travel times

10% faster uphill

10% further working radius




## Loading and a whole lot more

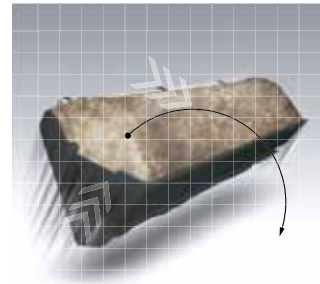
### Loader-mounted attachments

With JCB backhoe loaders, straight-forward loading is just the tip of the iceberg as far as front-end potential is concerned. As you will discover, we offer a remarkably varied choice of standard and special attachments which help to fulfil the outstanding potential of these machines, making them even more productive and profitable.


The attachments range includes purpose-designed items manufactured by JCB, and proprietary items approved and recommended for use with JCB machines. Some would be expected in a conventional attachment range, but there are many other specialist attachments also available, leading to unrivalled levels of versatility and productivity.



DOZING



LOADING




DIGGING




GENERAL-PURPOSE SHOVELS


A choice of two buckets for handling all types of loose material.



GRABBING



GRADING



BACKFILLING



QUICKHITCH

A popular, time-saving facility for instant attachment interchange.



**6-IN-1 CLAMSHOVEL**

A choice of shovels with hydraulically operated clams for multi-purpose duties, including loading, digging, dozing, grading, grabbing and backfilling.



**FORK-MOUNTED CRANE HOOK**

For use with bucket-mounted forklift, designed to lift and carry awkward objects or bulky loads. SWL: 1016kg (2240lb).



**INDUSTRIAL FORKS**

Forks enable the machine to be used for loading and stacking, with various fork lengths available to reduce damage when stacking.



**ROAD SWEEPER**

A hydraulically operated brush mounted on the loader arms, for sweeping roads, tracks, sites, depots, yards, and similar areas.



**SNOW BLADE**

An independently powered, rotary-action snow clearer quickly fitted to the loader arms, with adjustable blowers directing the snow away from the machine.



**REHANDLING BUCKETS**

Heavy-duty, full-width buckets for bulk earthmoving, site stripping and general rehandling of materials.



**SIDE-TIP SHOVEL**

Available as LH or RH options, the side-tip shovel is designed for safe and accurate placement of infill materials. Operating from the loader auxiliary service, it allows the operator to face the traffic and reduces potential traffic hazards. A quickhitch mount for rapid changeover times increases productivity.



**CONCRETE SKIP**

Specially designed for easy handling of concrete, ensuring accurate placement, e.g. in footings, foundations, bases etc.

# Not just digging and dumping

## Rear-mounted attachments

As with the loader end, JCB offers an equally versatile range of options and attachments designed to give considerably more scope with the backhoe than mere digging and dumping.

There are items of interest to all backhoe users, in all fields of operation, including contractors local authorities, and utility companies.

Each attachment is either purpose-designed and produced by JCB, or approved for use with JCB machines.



### GENERAL-PURPOSE BUCKETS

Six interchangeable designs, with rolled top sections, hardened toeplates, and side-cutting outer teeth.



### DITCHING BUCKET

Specially profiled for waterway silt and weed removal. Optional bolt-on toeplate is available to extend service life, and quickhitch compatibility enables rapid changeover of attachments. Available in various widths to suit the application.



### HAMMER

A dipper-mounted breaker, independently-powered and operated, with a strike rate of up to 1000 blows per minute, delivering up to 80kgf/m (578lbf/ft) per blow. Invaluable for breaking rocks, road surfaces and furnace slag, demolishing concrete foundations and slabs, pile driving, and similar applications.



### ROTARY FINISHING MOWER

PTO-driven mower with a triple-blade cutting system for an excellent finish. Remote greasing points allow easy service access. Topping, and roller mowers are also available.



### SPREADER

Featuring a shroud and agitator as standard for either grit or fertiliser spreading, plus a plastic hopper to eliminate corrosion.



### HEDGE TRIMMER

Using a variable geometry arm for greater accuracy, the flail mower tackles grass mowing and hedge cutting with ease. Ample reach permits the vehicle to travel on the road, avoiding ditches and preventing damage to kerbs and verges.



**AUGERS**

Designed to drill large holes in the ground quickly and accurately. Ideal for installing telegraph poles, fence posts, gate posts, etc. Diameters: 152mm to 914mm (6in to 36in). Depths: 1016mm to 1829mm (40in to 72in).



**PATCH PLANER**

Variable wheel configuration enables planing right up to the kerb or wall. Variable depth control gives consistent planing with fast picks allowing quick changeover between concrete and asphalt planing.



**COMPACTOR PLATE**

Hydraulic components are protected within the sides of the base plate. A bolt-on extension leg is also available for use in deep trenches.



**KERBMASTER**

A dipper-mounted kerbmaster incorporating hose-burst check valves for failsafe operation and enabling safe, simple positioning of kerbstones. Available with either hydraulic or manual rotation.



**TRAPEZOIDAL BUCKET**

Designed to form clean, taper-sided drainage ditches. Available with either 30° or 60° taper. Replaceable wear parts extend service life.



**EXCAVATOR QUICKHITCH**

Enables a quick interchange between backhoe attachments. A hydraulic option is available on the 3CX and 4CX.



**TIPPING LINK/LIFTING HOOK**

Enables machine to crane or lift materials, such as piping and girders. 1-tonne or 5-tonne lifting hooks available.



**EXTENDING DIPPER**

A separately powered dipper which extends and retracts to give up to 1.25m (4ft 1in) extra reach and dig depth compared with standard dipper. Saves time and increases productivity, especially on river maintenance, grading, working in congested areas, minimising road obstruction and reducing position changing.



**JAW BUCKET**

A versatile bucket offering two attachments in one, a standard bucket for normal excavating, and a powerful hydraulic jaw for grabbing large rocks etc. Available in widths of 12", 18" and 24".



**RIPPER TOOTH**

Designed to break through road surfaces. Available as a cast or fabricated option. The tooth is replaceable to extend service life.

## Hydraulics give you even more attachment options

### Hydraulically operated tools

With the optional hydraulic hand-held tool circuit installed on your machine, you can choose from a huge range of additional tools for even more versatility, machine productivity and earning potential.



#### HANDHELD BREAKERS

A range of powerful air or hydraulic hammers. Hydraulic drills feature independent power which allows excavator and breakers to be used simultaneously. Quiet and economical, they eliminate the need for separate compressors, transport and manpower. The air-driven hammer operates off the air compressor.



#### BREAKER STEELS

A wide range of tough, long-lasting steels, including moil points, chisels, spades, asphalt cutters and pile drivers.



#### RETRACTABLE HOSE REEL

The retractable hose reel allows up to 9m working radius of the machine for operating hand held equipment.



#### HANDHELD EARTHDRILL

Two-man drill capable of drilling holes up to 30cm (12") diameter. Portable, manoeuvrable and extremely quiet to operate.



#### SUBMERSIBLE PUMP

Powered through JCB roadbreaker hoses, this self-priming pump operates with clean or contaminated liquids, including effluents, slurries and sludges. Comes complete with discharge hoses and achieves 800 litres per minute (180 UK gallons per minute) discharge at 18 metres head. A version is also available which is capable of pumping gravel, sand and solids up to 75mm (3in) in diameter.



#### HANDHELD HYDRAULIC DRILL

Delivers safe, steady power for all general drilling applications. Light and compact for operator comfort with a strong, rugged gear motor that incorporates reversible drive. Operates from the HTTC.



#### HANDHELD DISC CUTTER

The most powerful hydraulic cut-off unit available is also compact and easy to handle for cutting concrete, asphalt, rail-track, guard rails, etc. A specialist water attachment is also available.



#### HANDHELD ROTARY IMPACT DRILL

Ideal for hammer drilling in concrete, brick, road, rock and other difficult-to-drill materials. Reversible for easy bit retraction. The depth gauge and auxiliary handle are simply removed for improved access in tight areas. A rotary percussive drill is also available.

## Whatever you need, whatever your industry

At JCB, we understand that certain industries and applications require specialist solutions. For this reason, we have developed certain units and associated equipment to answer specific requirements in specific areas of operation.

These include specialised machine builds, systems, attachments and tools to carry out the tasks involved in each case.

This versatility makes JCB machines the most economical way to complete the job with the minimum possible delay and disturbance.



### CONSTRUCTION INDUSTRY

Quickhitch system, loader-mounted for fast coupling of attachments, including:

**Forks**, with better visibility than bucket-mounted, for handling pallets, block and brick packs, pipes, timbers, sacks, etc.

**Road sweeper**, for brushing mud and debris off site and public roads.

**Pipe grab**, for hauling large sewer pipes, etc.

**Concrete skip**, for accurate distribution and placing of wet concrete.

The Quickhitch can be an addition or alternative to the 6-in-1 clamshovel, extending the versatility of the JCB Sitemaster package even further.

Attachments can be interchanged in less than two minutes.



## LOCAL AUTHORITIES

**Highways unit**, comprising a 6-in-1 clamshovel, single or twin handheld breakers, jaw, backfill spade and asphalt cutter. The unit fully equips a JCB backhoe for a wide variety of jobs and is now regarded as a standard highways specification by many local authorities.

Typical capabilities include:

**Clamshovel**, for accurate backfilling with pea gravel, hard-core chippings, etc. Also general cleaning up on site, rehandling materials in depots, loading gritters, bottom dumping, e.g. pipes, manholes, etc, and removal of debris after roadbreaking.

**Handheld breaker**. Self-contained unit, not requiring a separate compressor but independently powered so that backhoe can excavate in tandem with breaking of tarmac, concrete, etc.

**Jaw**, which holds asphalt cutter to chase out trenches on roads, for neater, more accurate trenching and minimum reinstatement. Removes and handles kerbstones, excavates trenches, and can be used to 'feel' for mains, etc, reducing risk of damage. Holds backfill blade for reinstating excavated material.



## HIGHWAYS UNIT ALTERNATIVES

**Extending dipper**; can be used to end-load trucks, rather than side-load, minimising traffic flow disruption by requiring single lane closure only.

**High-tip bucket**, particularly useful during winter months for loading high-sided gritters, with extra dump height and reach for faster loading (interchangeable with 6-in-1).

**Handheld breakers**, ideal for demolitions and for penetrating difficult areas of rock boulders, etc.

**Flail mower**, for grass and hedge trimming, with extra reach to tackle steep or high banks

**Quickhitch pick-up** facilitates towing of trailers, gang mowers, etc, on municipal parks, golf courses, etc.

**Retractable hose reel** allows up to 9m working radius of the machine for operating hand held equipment.



## GAS

A Highways unit is recommended as standard, with similar job application versatility (see previous page). This is ideal for new mains excavation, and for maintenance and replacement jobs. Additional attachments of interest include the roadbreaker, crane hook/tipping link, trencher and jaw bucket.



## ELECTRICITY

The recommended unit is a JCB backhoe loader equipped with special facilities for underground cable and overhead line installation and maintenance. A typical unit would include a pole-planter, a JCB jaw bucket and a trencher.

As well as general trenching and backfilling operations, such a unit can dig a square hole, remove and transport old poles, and lift, transport, position and plant new poles up to 12.4m (40ft) long and 457mm (18in) in diameter.



## WATER

A backhoe loader with an extending dipper is recommended, as this will give the required reach and versatility. The maintenance of rivers, canals, ditches, and other waterways requires a specialist ditching bracket. High-flotation tyres are available on 4-wheel drive machines.



## LAND DRAINAGE

The 4-wheel-drive JCB 4CX, fitted with an extending dipper, a 6-in-1 and a selection of standard and specialised buckets, would be a typically productive and versatile unit for land drainage work.

High flotation, together with excellent manoeuvrability and full traction on poor ground, make it ideal for drain trenching, ditch forming, and material handling.



## FORESTRY

There is an extensive range of equipment available for JCB backhoe loaders carrying out forestry work, considerably increasing their already versatile performance.

This equipment includes: tree shears or pruners, pole planters, log clamps, a winch for towing, stump pulling, etc, ditch digging and cleaning buckets, chainsaws, flail mowers, log splitters and a brush sweeper.



## RAILWAYS

JCB backhoe loaders are the ideal choice for a whole range of jobs connected with railway maintenance. Suggested equipment includes; JCB jaw for handling sleepers, posts, etc, and many other jobs, crane hook, ballast handling, concrete skip, flail mower, dozer blade, winch, chainsaws and log splitters.

The JCB backhoe loader can also be supplied bogey-mounted as a multi-purpose, hi-rail operating unit. As well as performing a variety of normal track-upgrading jobs, attachments can be supplied for tie renewal, tie tamping and rail handling.

## **A great machine. A great package.**

### **JCB Sitemaster**

The JCB Sitemaster unit comprises a JCB 3CX – the world's most advanced backhoe loader – complete with 6-in-1 clamshovel and bucket-mounted forks at the front, and a telescopic dipper at the back.

2- or 4-wheel drive versions are available, as are several tyre options for various types of ground.

The Sitemaster is a unit for which you can always find work on-site, from digging, site-stripping, backfilling, grading and dozing, to hauling, hoisting, forklifting, grabbing and material handling.

And of course, there are many other options and attachments to make this an even more versatile, productive, and cost-effective solution.



6-in-1 with forks



Extending dipper



Precision Control system with integrated, seat-mounted controls



New dash layout with optional keypad immobiliser



1CX

MIDI CX

2CX

2CXL



Operating weight	kg	2790	4223	6354	5800
Gross engine power	hp (kW)	50 (37.3)	50 (37.3)	75 (55.3)	71 (53.3)
Dig depth ret/ext	m	2.55	3.05	3.05 / 3.70	N/A
Steer mode		Skid	2WS	4WS	4WS
Loader shovel breakout	kgf	2350	2646	3600	3600
Loader shovel capacity	m <sup>3</sup>	0.28	0.45	0.6	0.6
Maximum dipper tearout	kgf	1488	2063	2253	N/A
Maximum bucket tearout	kgf	2201	2733	4200	N/A
Pump flow	l/min	45 / HF 100	75	77	77

3CX SM

3CX SUPER

3CX SUPER SM

3CX CONTRACTOR



Operating weight	kg	8070	7725	8425	8070
Gross engine power	hp (kW)	92 (68.6)	92 (68.6)	92 (68.6)	100 (74.2)
Dig depth ret/ext	m	4.25 / 5.46	4.37	4.37 / 5.58	4.24 / 5.46
Steer mode		2WS	4WS	4WS	2WS
Loader shovel breakout	kgf	6531	6227	6590	6531
Loader shovel capacity	m <sup>3</sup>	1.0	1.0	1.0	1.0
Maximum dipper tearout	kgf	2255 / 3225	3217	2255 / 3225	2729 / 3903
Maximum bucket tearout	kgf	6228	6324	6228	6228
Pump flow	l/min	136	136	136	163

2CX5	2CX STREETMASTER	2CX AIRMASTER	3C	3CX
				
5774	5710	5550	6490 / 6630	7370
75 (55.3)	75 (55.3)	71 (53.3)	85 (63)	85 (63)
3.66 / N/A	3.05 / 3.70	N/A	4.42 / 5.44	4.24
4WS	4WS	4WS	2WS	2WS
3600	3600	3600	5322	6170
0.7	0.6	0.6	1.25	1.0
2487	2284	N/A	3175	3217
4200	4200	N/A	5202	6324
77	77	77	90	124

4CX	4CXSM	4CX SUPER	4CX SUPER SM	4CN
				
7950	8660	8130	8880	8660
100 (74.2)	100 (74.2)	100 (74.2)	100 (74.2)	100 (74.2)
4.32	4.32 / 5.53	4.98	4.98 / 6.14	5.191
4WS	4WS	4WS	4WS	4WS
6227	6590	6590	6590	6590
1.1	1.2	1.3	1.3	1.3
3893	2729 / 3903	3713	2675 / 3722	3893
6228	6228	6228	6228	6929
163	163	163	163	163

## Your machine – working efficiently, secure and in good health

JCB LiveLink and Guardian are  
the key to all three



As part of our dedication to looking at new, innovative ways to help you get the most out of your machine, our latest development is JCB LiveLink: an advanced machine monitoring system that enables you to better protect your investment and accurately monitor and improve machine performance.


JCB LiveLink is a software system that enables JCB owners to monitor and manage their machines remotely. All you need is a PC connected to the internet. The LiveLink computer is built into the machine where it collects information from a number of sensors. This information is sent, using mobile communications technology, to JCB's secure data centre. Machine management information is then displayed to users via the LiveLink website, by email or via mobile phone.

By providing you with information on the usage and productivity of your fleet, JCB LiveLink enables you to keep track of each machine's efficiency, ensuring that you get the best value for money possible.

By providing information on the location, movement and activity of machines, the system can also assist in ensuring machines are operated at the correct times and helps to protect them from theft. And, JCB LiveLink helps machine owners to confirm that their machines are well maintained and in good health without having to travel around work sites inspecting machines.

In response to increasing concerns regarding machine security, we now also offer JCB Guardian as an option on every new JCB machine. JCB Guardian is a package of theft protection and monitoring systems that includes LiveLink telemetry along with \*CESAR identification, immobiliser technology and a host of optional locks and guards. It's your peace of mind solution that can also result in considerable insurance premium savings.

*\*Territory specific*



## JCB Assetcare

### Flexible aftercare solutions

JCB Assetcare is a range of flexible service options designed to ensure you get the very highest standards of machine servicing, no matter what your budget. It guarantees you the optimum level of aftersales support, with highly skilled, factory-trained engineers using genuine JCB parts and lubricants to maintain maximum machine performance. This allows your machine to be covered to maximise uptime and profitability throughout its operating life.

*“For complete peace of mind  
and cost predictability  
choose JCB Assetcare.”*

JCB Assetcare offers you the following options, which can be tailor-made to meet your specific requirements including excellence as standard:

For complete peace of mind and total budget predictability, your JCB dealer can offer a **Full Repair and Maintenance package**, with a fixed monthly sum covering all regular maintenance and necessary repairs including **Flexicare** for excavators and wheeled loading shovels, to give a pay by the hour alternative.

A **JCB Service Agreement** allows you to plan and manage your maintenance budget over a period of hours, or years of machine use, as determined by you. The price is maintained for the duration of the agreement and includes all parts, lubricants, labour and travel to maximise your machine performance.

**JCB Sure Price Service (pay as you go)** includes all genuine JCB lubricants, filters, greases and other parts and is carried out as you require it. The all-inclusive price also covers labour, 100 point check and any travel. Service intervals are hours based (usually every 500 hours) and no prior agreement is required; simply advise your dealer when the machine reaches the recommended service interval for great value for money.

**JCB Machinery Protection Plan** protects you against any unexpected failure for up to 2, 3, 4 or 5 years or up to 10,000 hours depending on machine type. You can take up a Machinery Protection Plan at any time during the first three months of ownership, and the package is transferable on the initial machine sale. Coverage options are 500, 1000, 1500 or 2000 hours per year (model dependent).

**JCB Driveline Protection Plan** – sign up to a Service Agreement on Backhoe or Loadall mechanical transmission machines and get FREE Driveline Protection for every 1,000 hours you commit to (covers Engine, Transmission and Axle).

*For the full terms and conditions of the above programmes please speak to your local dealer.*



## A few words about JCB

A groundbreaking, world class family business with a commitment to supporting our customers and protecting the environment



**A family company on a global scale.** JCB is no ordinary company. From the dreams of one man, Joseph Cyril Bamford, we have grown into the world's largest privately owned construction equipment company. Since 1945, the same attention to detail, passion for progress and family spirit has taken us from strength to strength.

Nowadays JCB operates across five continents, manufacturing at 18 factories in the UK, Brazil, Germany, China, North America and India. With 1,500 dealer depots selling and supporting our products in over 150 countries, we are the global market leader for backhoe loaders and telescopic handlers.

**A history of world-class innovation.** Our business has always been driven by innovation, using only the most advanced technology, meticulous design, precision engineering and rigorous testing. Evidence of this commitment to innovation is illustrated in our revolutionary JCB Dieselmix engine. Having grabbed the headlines when it smashed the world diesel land speed record at 350.092mph, it is now providing our customers with tomorrow's performance today.

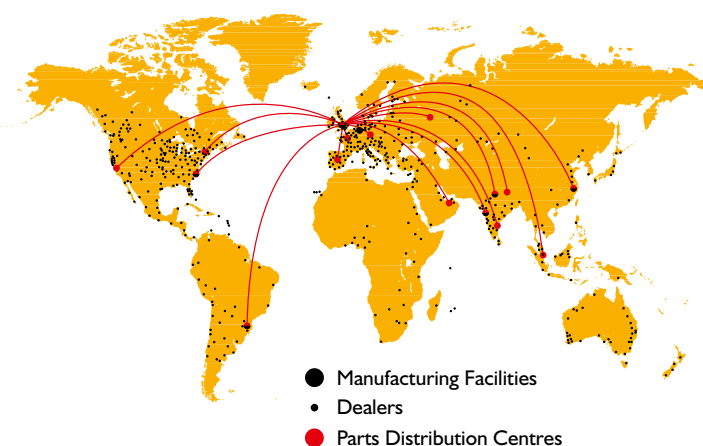


**Doing things more efficiently, more sustainably.** Since 2007 we have reduced our carbon emissions by 20%. We are continually working to further reduce the carbon footprint of our operations and, in partnership with our suppliers, our whole supply chain. We are also committed to designing our products to be sustainable during manufacturing, over the life of the machine and through end-of-life recycling. Our new Eco machines, for example, offer significant fuel and carbon savings; an average of 16% on the Eco backhoes and 22% on the 8085 Eco.



## The best back-up in the business

Whether we're providing you with support, parts or finance, we aim for 100% satisfaction. It's all part of our promise to put you, the customer, first



**Wherever you are, we are.** Our mission to provide world-class support and deliver 100% satisfaction reaches into more than 1,500 dealer depots, spanning 150 countries across five continents. The aim? To bring you global expertise at a local level. We truly believe no other manufacturer does more to understand the subtle differences between one region of the world and another. It's a degree of attention that we maintain at every level of the company and an assurance to our customers that wherever they are in the world, JCB will fulfil their needs.

**Trust the genuine article.** At the heart of the support network is our impressive World Parts Centre, a state-of-the-art facility operating 24/7 to dispatch more than a million genuine parts and attachments every week to our dealers and international distribution centres. Because we understand the need to minimise downtime, we utilise the latest logistics and warehouse management systems and have committed to an 'Anywhere in 24 hours' strategy.

**Keeping you up and running.** Just as important as genuine JCB parts are the people who fit and maintain them. Our JCB-trained technicians in all of those 1,500-plus dealer depots provide excellent, expert customer care, whether it's routine servicing or something more urgent. If there is an emergency breakdown situation, we need to act fast. This is why all our dealers operate their own fleets of support vehicles, enabling parts to be delivered quickly and fitted expertly, and fulfilling our promise to keep our customers working.

**Maximising earning potential.** We grow as our customers grow. That's why, at JCB, we are committed to offering expert financial advice and support to help customers maximise their earning potential.

Finance options\* are available for new and used machinery, all part of our dedication to helping customers preserve their working capital while spreading costs in the most effective and tax-efficient way.

And as well as financial help, we are also happy to offer JCB Insurance.\* We specialise in construction and industrial insurance and in offering Insurance Premium Finance facilities.

*\* Please check individual countries for available services.*





JCB Sales Limited, Rocester, Staffordshire, United Kingdom ST14 5JP. Tel: +44 (0)1889 590312 Email: [salesinfo@jcb.com](mailto:salesinfo@jcb.com)  
Download the very latest information on this product range at: [www.jcb.com](http://www.jcb.com)

©2009 JCB Sales. All rights reserved. No part of this publication may be reproduced, stored in a retrieval system, or transmitted in any form or by any other means, electronic, mechanical, photocopying or otherwise, without prior permission from JCB Sales.  
JCB reserves the right to change specifications without notice. Illustrations and specifications shown may include optional equipment and accessories. The JCB logo is a registered trademark of J C Bamford Excavators Ltd.